

PORTRAITURE

Style: Impressionism

Artist: Vincent Van Gogh

<http://www.ibiblio.org/wm/paint/auth/gogh/self/gogh.self-orsay.jpg>

Unit & Project Objectives


(Also located on your project sheet)

- **The students will...**
 - Explore portraiture, Vincent Van Gogh, and Impressionism.
 - Create a self portrait in the impressionist style using oil pastels.

PORTRAITS



- Artists create portraits to express beauty, status, power, wealth, or character of their subjects.
 - A wide range of media and techniques are used: drawing, painting, sculpture, photography, etc.
 - Some artists create realistic images while others simplify the shapes and colors for a more abstract, dramatic effect.
 - Artists sometimes include backgrounds, locations, objects, or other people in their portraits to show importance.
-
- Take a look at the next few slides to see these characteristics.

Common characteristics?



- http://www.artquotes.net/masters/picasso/picasso_selfport1907.jpg

Common characteristics?



<http://www.artconnected.org>

<http://upload.wikimedia.org>



How is this a portrait?

- <http://www.ibiblio.org/wm/paint/auth/vermeer/>



Or this?

- <http://www.ibiblio.org/wm/paint/auth/vermeer/>

Style: IMPRESSIONISM

- [Metropolitan Museum of Art IMPRESSIONISM exhibit](#)
- **CHARACTERISTICS of IMPRESSIONISM**
 - Landscapes and everyday scenes or activities
 - Short, wavy brushstrokes, energetic brushstrokes\
 - Calm, relaxing mood
 - Complimentary colors

Artist: Vincent Van Gogh

[Vincent Van Gogh GALLERY](#)

*Write down the characteristics you observe

- **CHARACTERISTICS of SELF PORTRAITS**
 - Portraits/self-portraits
 - Flowers
 - Landscapes
 - Complimentary colors